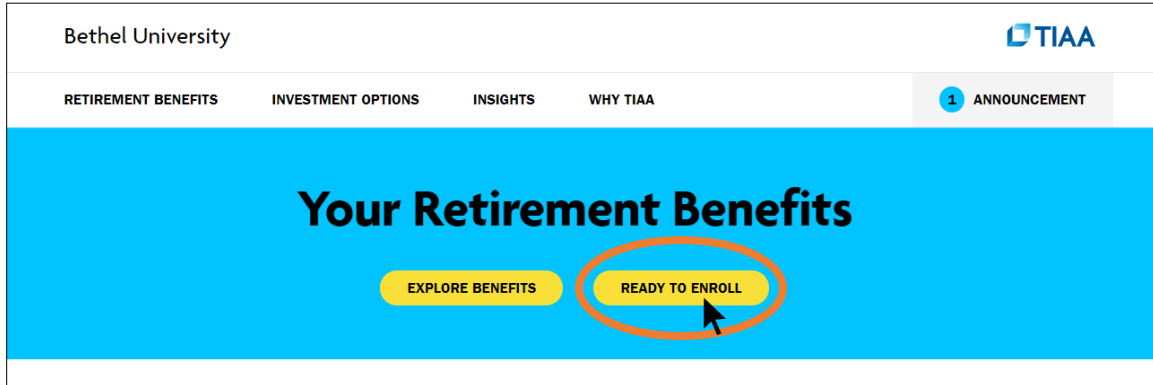
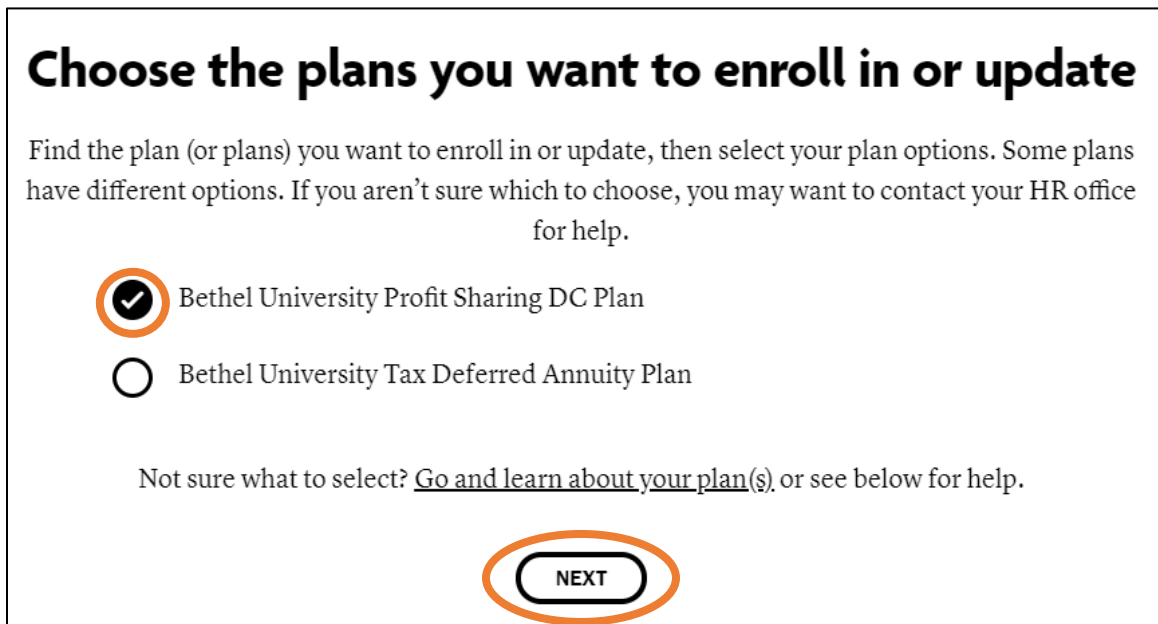


Bethel University Retirement Plan TIAA Online Enrollment Instructions

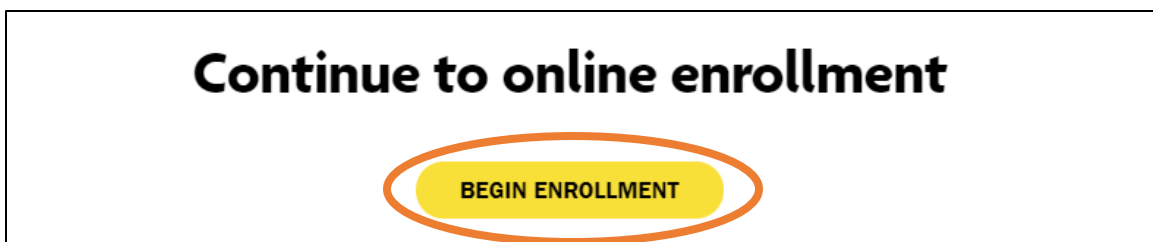
- 1) Go to: www.tiaa.org/bethel
- 2) Click “READY TO ENROLL”



- 3) For Bethel’s Retirement Benefit (no employee contributions are allowed in this account), select “Bethel University Profit Sharing DC Plan” and then “NEXT”



- 4) Scroll down to “Continue to online enrollment” and select “BEGIN ENROLLMENT”



continued →

- 5) Select "REGISTER NOW" to create a new account

Register to get started or log in

Need to register with TIAA?

Once you've registered, you can manage your retirement, check balances, get investment advice and more.

REGISTER NOW

Already registered?

SHOW

Remember me

[Forgot your user ID?](#)

[Forgot your password?](#)

LOG IN

- 6) Fill out your personal information so that an account is set up to receive Bethel's contribution towards your retirement. You can also list beneficiaries and change your investments online.

Register for online access

Please provide the following information to continue.

Fields marked with (*) are required

*SOCIAL SECURITY NUMBER [Why do you need my Social Security Number?](#)

SHOW

*CONFIRM SOCIAL SECURITY NUMBER

SHOW

*DATE OF BIRTH

ACCESS CODE [What is an access code?](#)

I'm not a robot

CANCEL**NEXT**

ACCESS CODE: BU1871

NOTE: If you would like to contribute towards your retirement via a paycheck deduction, please fill out the **TIAA Tax Deferred Annuity Form** on www.bethel.edu/people-culture/forms and return it to People and Culture as an attachment to people-culture@bethel.edu, through inter-campus mail, or in-person.

If you need additional help setting up your online account with TIAA, please call them at **800-842-2888**.